





Google Cloud



Optimise your Cloud costs

Cloud scales up and down to meet your needs – even when the unexpected happens. Try these five tested tips to make sure that you're optimising costs along the way.



- 1 Know your billing tools.** Google Cloud's cost-management tools are free. You can build dashboards, alerts and reports to find costly projects and align across teams.



- 2 Only pay for the compute that you need.** It's easy to spin up and forget VMs. Recommender lets you identify, resize, delete or back up your unused VMs and persistent

2


- 3 Optimise your storage.** Know available classes and define life-cycle policies to transition to a cheaper storage class or delete data that you don't need.



- 4 Tune your data warehouse.** Enable partitioning and clustering, enforce query controls and use flat-rate subscriptions based on your needs.

4

- 5 Match your network needs and performance.** Use Network Intelligence Center for comprehensive optimisation, and try service tiers to optimise performance or cost.



Learn more at
cloud.google.com